


OIL SMART® DUPLEX CONTROL PANELS

Overview:

The Oil Smart® duplex control panels will control two 120/208/240V single phase or two 208/240/480V three phase pumps in elevator sumps, transformer containment areas, and any application where there is a need to remove water while containing oil. See Water duplex control panels come standard with a clear front NEMA 4X rated enclosure, Oil Smart® components, IEC rated contactors and a motor protective switch. All panels are UL listed for the United States and Canada, and come with a five-year warranty.

Features:

- Panel and controls: UL listed for the United States and Canada
- Panel enclosure: Heavy duty polycarbonate indoor/outdoor NEMA 4X rated with lockable latches
- Pump control visible indicators: Pump hand-off-auto (H.O.A.) switches, green pump run lights, red pump fault lights and green power on light
- Alarm visible indicators: Red beacon alarm light, yellow light for oil, white light for water, alarm test and silence buttons
- Alarm horn sounds at 85 decibels at 10 feet
- Duplex provides: Two-pump alternation and high-demand two-pump operation
- Remote monitoring dry contacts: Oil, water, high liquid, pump run(s), pump #1 fault and pump #2 fault
- Upgraded pump protection: Motor protective switches included for both pumps (branch circuit protection, adjustable overload and disconnect) and thermal cutout with indicators



Applications:

- Elevator sumps
- Electric utilities (substations, power plants, underground vaults and transformer barriers)
- Manufacturing facilities
- Any application where there is a need to remove water while containing oil



Your Trusted Source for Quality Control Panels.®

OIL SMART® DUPLEX CONTROL PANELS

Duplex Single Phase: 120/208/240VAC

Models	Pump Full Load Amp Rating
OSD1P-1021	0-7.0 FLA
OSD1P-1022	7.0-15.0 FLA
OSD1P-1023	15.0-22.0 FLA
OSD1P-1024	22.0-28.0 FLA
OSD1P-1025	28.0-36.0 FLA

Note: Thermal overload protection is generally provided in single phase pumps. To request a specific overload on the Oil Smart® single phase models, contact the factory. Each panel includes a motor protector switch that will provide accurate pump circuit breaker protection.

Duplex Three Phase: 208/240/480VAC

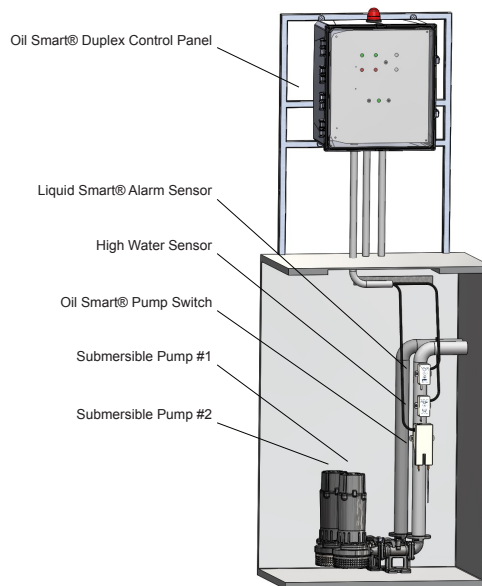
Models	Pump Full Load Amp Rating
OSD3P-3021	1.0-1.6 FLA
OSD3P-3022	1.6-2.5 FLA
OSD3P-3023	2.5-4.0 FLA
OSD3P-3024	4.0-6.3 FLA
OSD3P-3025	6.0-10.0 FLA
OSD3P-3026	9.0-14.0 FLA
OSD3P-3027	13.0-18.0 FLA
OSD3P-3028	17.0-23.0 FLA
OSD3P-3029	20.0-25.0 FLA
OSD3P-3030	24.0-32.0 FLA

Custom Options:

- 24 = Pump Exerciser
- 28 = Power On Dry Contact
- 3R = Painted Steel Enclosure
- 6P = Upgraded Enclosure (NEMA 6P Rated); Removes Buzzer and Beacon
- AF = Alarm Flasher
- AH = Anti-Condensation Heater
- C = Additional Cord Length Greater Than 20'
- CCD = Cycle Counter w/ LCD Display and Reset
- ETD = Elapsed Time Meter w/ LCD Display and Reset
- LAD/ = Lightning Secondary Surge Arrestor
- LAW
- MD = Main Disconnect
- PM = Phase Monitoring
- PX = Pump Portal® Wireless Remote Panel Control and System Monitoring
- SFD = Seal Failure Circuit w/ Indicator Light
- ST = Upgraded Enclosure (Stainless Steel)

*Additional cord length greater than 20'. Specify after C. Example: (OSD1P-1021-C50). Indicates 50' cord lengths for all components.

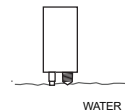
Typical Installation of Oil Smart® Duplex Control Panel



Operation of Liquid Smart®

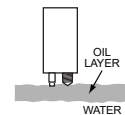
High Water Level

When water comes in contact with both sensors, the white water indicator on the front panel will illuminate. This condition will turn on the red beacon alarm light and sound the alarm buzzer.



High Oil Level

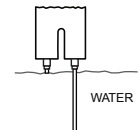
If oil comes in contact with both sensors, the yellow oil indicator on the front panel will illuminate. This condition will turn on the red beacon alarm light and sound the alarm buzzer.



Operation of Oil Smart®

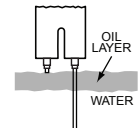
Normal Condition (Water Only)

When water comes in contact with the short (on) sensor, the pump will turn on. The pump will remain on until water clears the long (off) sensor.



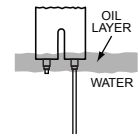
Oil Present Condition

If oil comes in contact with the (on) sensor, the pump will not turn on.



Water (Oil Present Condition)

If the water level rises enough to contact the (on) sensor under the oil layer, the pump will turn on and remain on until the (off) sensor clears of water.



www.seewaterinc.com

951.487.8073 • 888.733.9283 • info@seewaterinc.com
22220 Opportunity Way, Suite 101 • Riverside, CA 92518