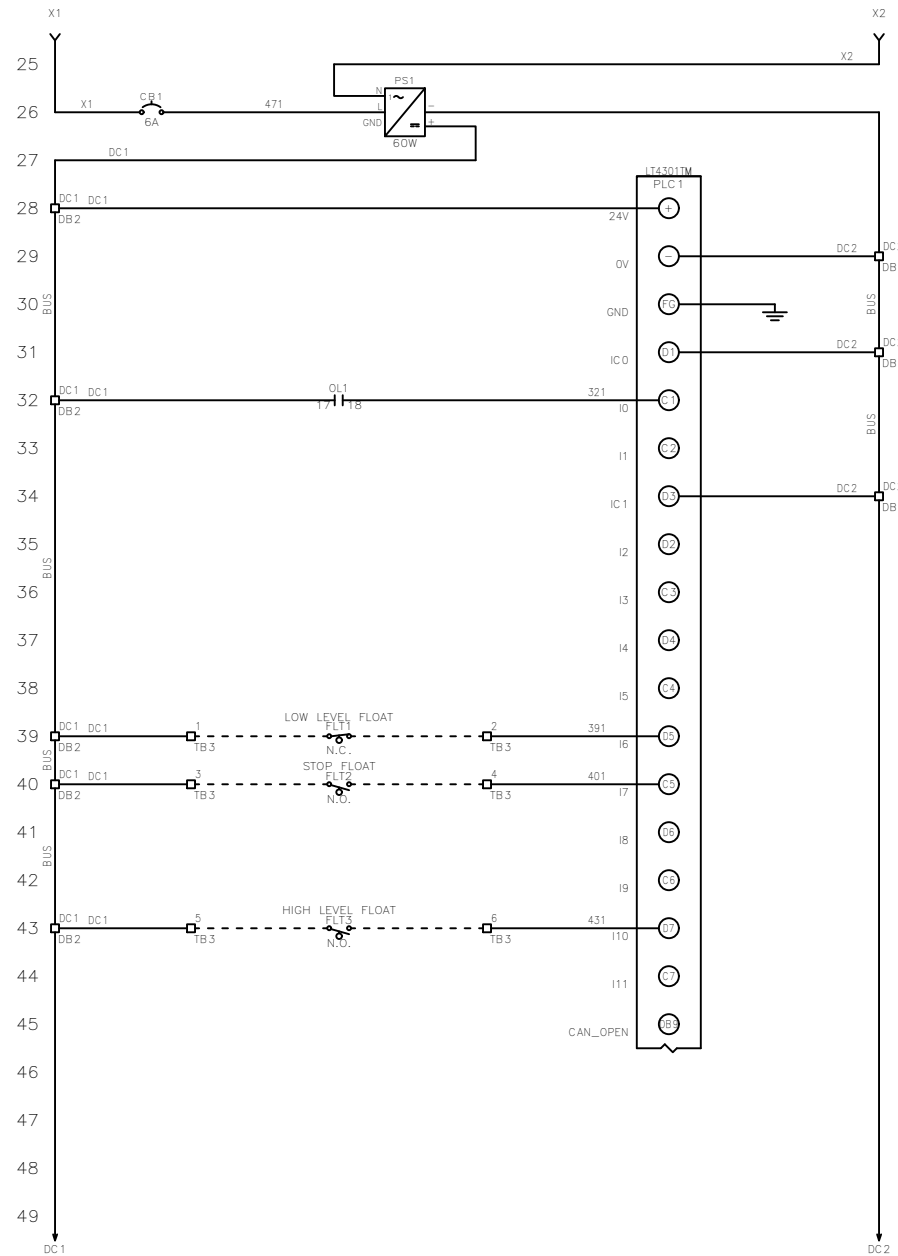
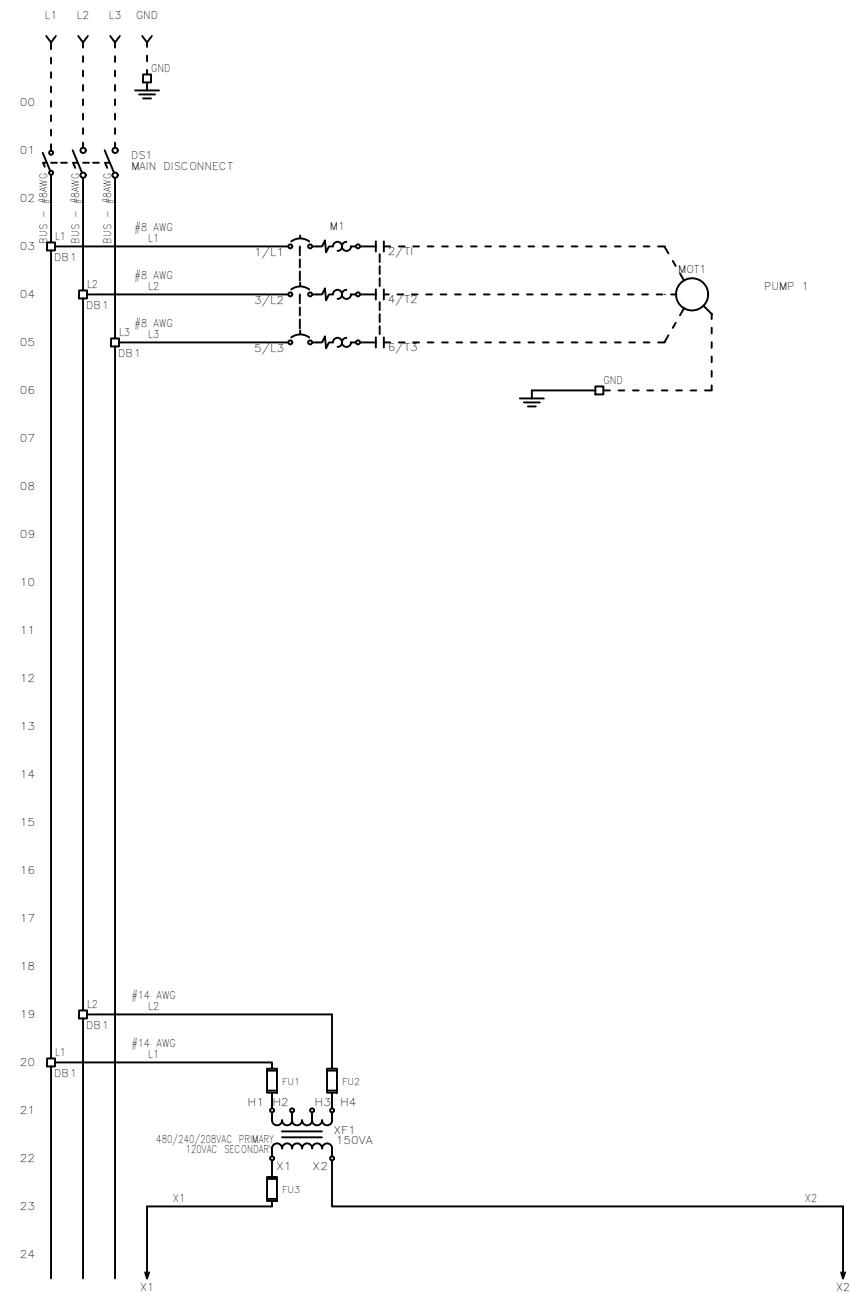


FNAME: HTRS-33-X

REVDATE: 0420

REVISIONS				
ZONE	REV	DESCRIPTION	DATE	APPROVED



MULTI-TAP TRANSFORMER:

CONNECT FACTORY TAGGED WIRES TO APPROPRIATE TRANSFORMER VOLTAGE TAP. SEE BELOW FOR CONNECTIONS:

FOR 208V OPERATION, CONNECT TO FUSE INPUT HF & TO TRANSFORMER TAP H2.

FOR 240V OPERATION, CONNECT TO FUSE INPUT HF & TO TRANSFORMER TAP H3.

FOR 480V OPERATION, CONNECT TO FUSE INPUT HF & TO TRANSFORMER TAP H4.

----- DASHED LINE INDICATES FIELD WIRING.

USE COPPER CONDUCTORS ONLY.

TEMPERATURE RATING OF CONDUCTORS IS TO BE:
60°C (140°F) FOR UNDER 100A.
75°C (167°F) FOR OVER 100A.

BRANCH CIRCUIT PROTECTION SHALL BE PROVIDED BY THE INSTALLER: MUST BE SIZED ACCORDING TO PUMP/MOTOR MANUFACTURING SPECIFICATIONS.

VERIFY CORRECT OPERATION OF CONTROL PANEL AFTER INSTALLATION IS COMPLETE.

FIELD WIRING TORQUE SPECS.

TERMINAL BLOCK UT 2,5	5 IN-LB
TERMINAL BLOCK UT 4	7 IN-LB
TERMINAL BLOCK UT 6	15 IN-LB
TERMINAL BLOCK UT 10	15 IN-LB
TERMINAL BLOCK UT 16	25 IN-LB
TERMINAL BLOCK UT 35	30 IN-LB
TS1, TS2, J2 & J3 PCB	5 IN-LB
TRANSFORMER H1F, H2F & H3F	15 IN-LB
TRANSFORMER H1, H2 & H3	10 IN-LB
DS1 VLS3P63-125 R1	45 IN-LB
DS1 LK4JU3CN 100A	36 IN-LB
DS1 LK4MU3N 200A	200 IN-LB
M1/ M2 T1, T2 & T3	15 IN-LB

UL #:	E320866
TOTAL FLA:	33 A
LARGEST MOT. FLA	32.0 A
VOLTAGE:	208/240/480 VAC
PHASE:	3 PH
FREQUENCY:	60 Hz
ENCLOSURE TYPE:	NEMA 3R
SHORT CIRCUIT CURRENT:	5KA RMS SYMMETRICAL 600V MAXIMUM

DRAWN BY:	AO	DATE:	4/13/20
APPROVED BY:	KM	DATE:	4/13/20
THIS DRAWING CONTAINS PROPRIETARY INFORMATION AND SHALL NOT BE USED OR DISCLOSED WITHOUT PRIOR WRITTEN AUTHORIZATION.			

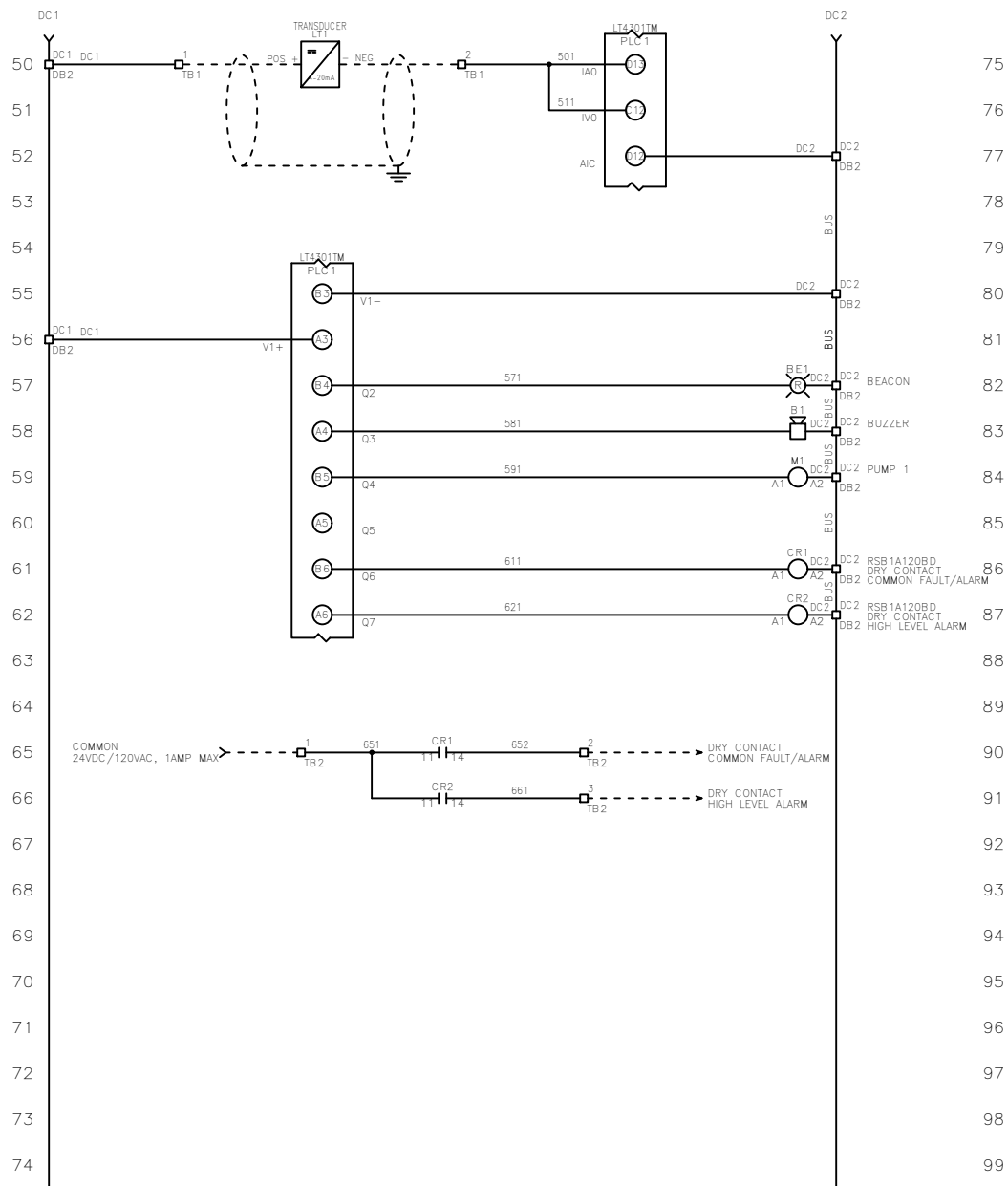


TITLE: HTRS-33-X CONTROL SCHEMATIC			
SIZE	DWG NO.	PART NO.	REV
B	1569	HTRS-33-X	
SCALE	NONE	SHEET	1 OF 2

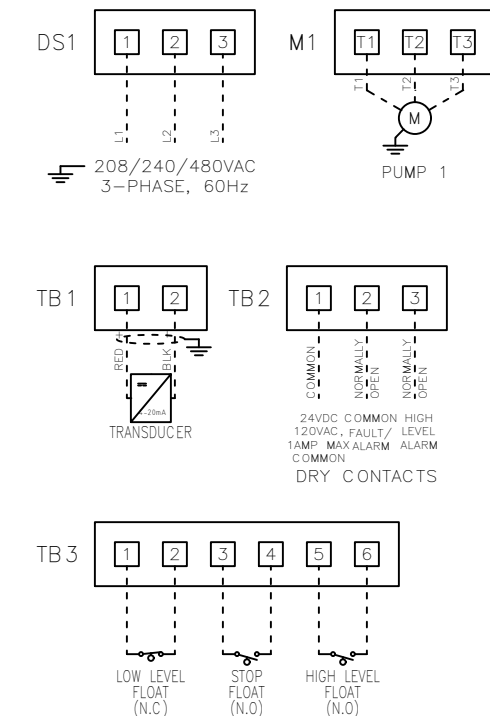
FNAME: HTRS-33-X

REVDATE: 0420

REVISIONS				
ZONE	REV	DESCRIPTION	DATE	APPROVED



FIELD WIRING CONNECTIONS



MULTI-TAP TRANSFORMER:

CONNECT FACTORY TAGGED WIRES TO APPROPRIATE TRANSFORMER VOLTAGE TAP. SEE BELOW FOR CONNECTIONS:

FOR 208V OPERATION, CONNECT TO FUSE INPUT HF & TO TRANSFORMER TAP H2.

FOR 240V OPERATION, CONNECT TO FUSE INPUT HF & TO TRANSFORMER TAP H3.

FOR 480V OPERATION, CONNECT TO FUSE INPUT HF & TO TRANSFORMER TAP H4.

----- DASHED LINE INDICATES FIELD WIRING.

USE COPPER CONDUCTORS ONLY.

TEMPERATURE RATING OF CONDUCTORS IS TO BE:
60°C (140°F) FOR UNDER 100A.
75°C (167°F) FOR OVER 100A.

BRANCH CIRCUIT PROTECTION SHALL BE PROVIDED BY THE INSTALLER: MUST BE SIZED ACCORDING TO PUMP/MOTOR MANUFACTURING SPECIFICATIONS.

VERIFY CORRECT OPERATION OF CONTROL PANEL AFTER INSTALLATION IS COMPLETE.

FIELD WIRING TORQUE SPECS.

TERMINAL BLOCK UT 2,5	5 IN-LB
TERMINAL BLOCK UT 4	7 IN-LB
TERMINAL BLOCK UT 6	15 IN-LB
TERMINAL BLOCK UT 10	15 IN-LB
TERMINAL BLOCK UT 16	25 IN-LB
TERMINAL BLOCK UT 35	30 IN-LB
TS1, TS2, J2 & J3 PCB	5 IN-LB
TRANSFORMER H1F, H2F & H3F	15 IN-LB
TRANSFORMER H1, H2 & H3	10 IN-LB
DS1 VLS3P63-125 R1	45 IN-LB
DS1 LK4JU3CN 100A	36 IN-LB
DS1 LK4MU3N 200A	200 IN-LB
M1/ M2 T1, T2 & T3	15 IN-LB

UL #:	E320866
TOTAL FLA:	33 A
LARGEST MOT. FLA:	32.0 A
VOLTAGE:	208/240/480 VAC
PHASE:	3 PH
FREQUENCY:	60 Hz
ENCLOSURE TYPE:	NEMA 3R
SHORT CIRCUIT CURRENT:	5KA RMS SYMMETRICAL 600V MAXIMUM

DRAWN BY: AO
DATE: 4/13/20
APPROVED BY: KM
DATE: 4/13/20
THIS DRAWING CONTAINS PROPRIETARY INFORMATION AND SHALL NOT BE USED OR DISCLOSED WITHOUT PRIOR WRITTEN AUTHORIZATION.



TITLE: HTRS-33-X CONTROL SCHEMATIC			
SIZE B	DWG NO. 1569	PART NO. HTRS-33-X	REV
SCALE NONE	SHEET 2 OF 2		