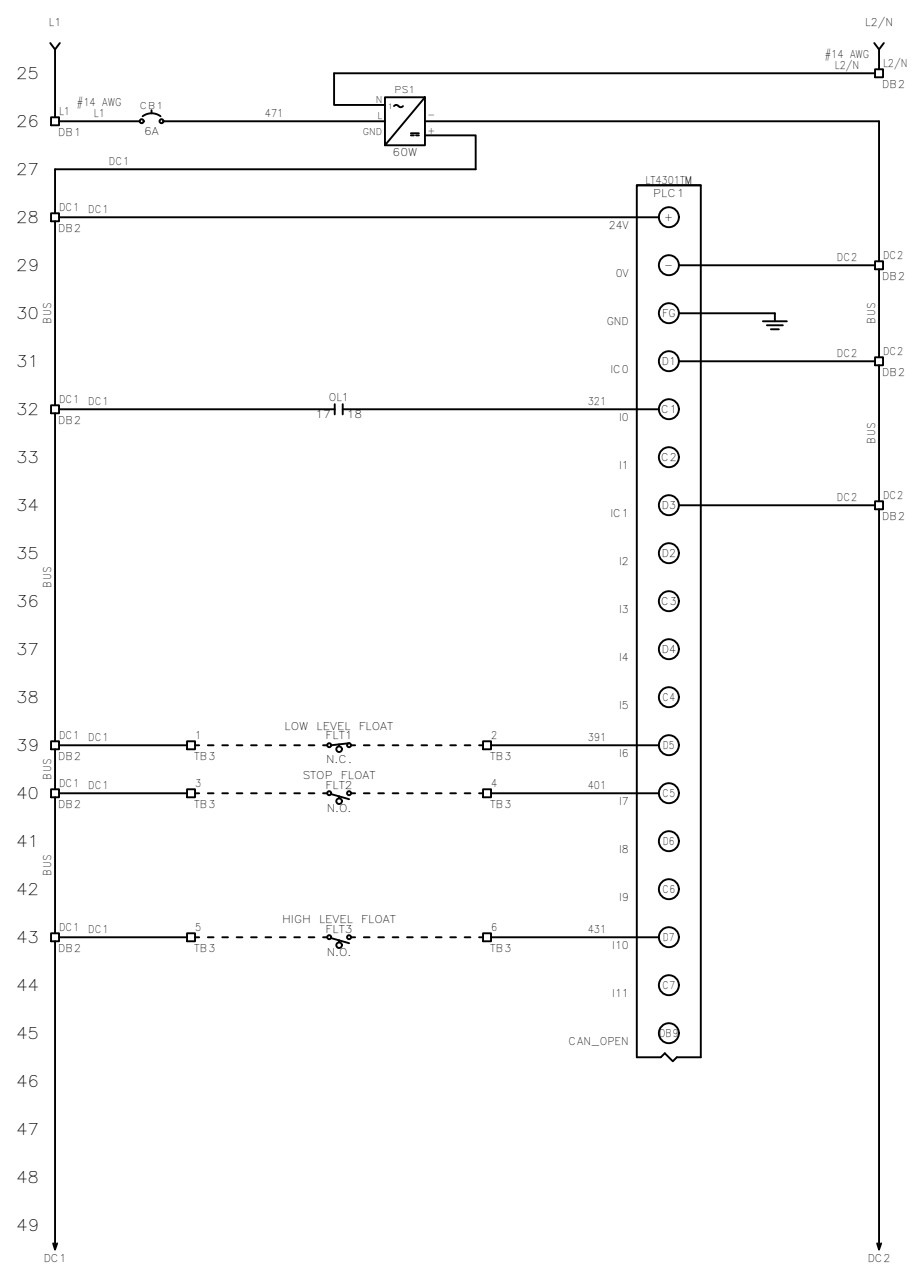
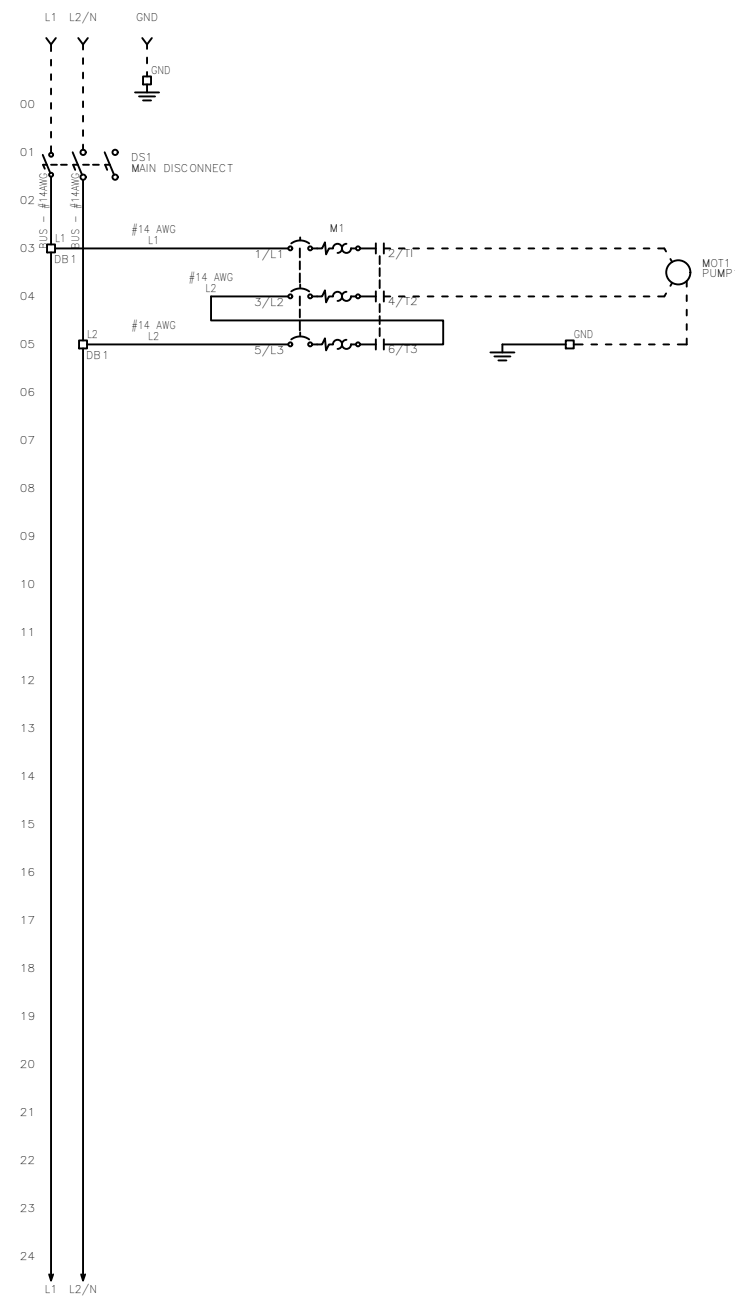


FNAME: HTRS-12-X

REVDATE: 0420

REVISIONS				
ZONE	REV	DESCRIPTION	DATE	APPROVED



----- DASHED LINE INDICATES FIELD WIRING.

USE COPPER CONDUCTORS ONLY.

TEMPERATURE RATING OF CONDUCTORS IS TO BE:
60°C (140°F) FOR UNDER 100A.
75°C (167°F) FOR OVER 100A.

BRANCH CIRCUIT PROTECTION SHALL BE PROVIDED BY THE INSTALLER: MUST BE SIZED ACCORDING TO PUMP/MOTOR MANUFACTURING SPECIFICATIONS.

VERIFY CORRECT OPERATION OF CONTROL PANEL AFTER INSTALLATION IS COMPLETE.

FIELD WIRING TORQUE SPECS.		UL #:	DRAWN BY:	DATE:
TERMINAL BLOCK UT 2,5	5 IN-LB	E320866	AO	4/13/20
TERMINAL BLOCK UT 4	7 IN-LB	TOTAL FLA:	APPROVED BY:	DATE:
TERMINAL BLOCK UT 6	15 IN-LB	14 A	KM	4/13/20
TERMINAL BLOCK UT 10	15 IN-LB	LARGEST MOT. FLA	THIS DRAWING CONTAINS PROPRIETARY INFORMATION AND SHALL NOT BE USED OR DISCLOSED WITHOUT PRIOR WRITTEN AUTHORIZATION.	
TERMINAL BLOCK UT 16	25 IN-LB	12.0 A		
TERMINAL BLOCK UT 35	30 IN-LB	VOLTAGE:		
TS1, TS2, J2 & J3 PCB	5 IN-LB	120/208/240 VAC		
TRANSFORMER H1F, H2F & H3F	15 IN-LB	PHASE:		
TRANSFORMER H1, H2 & H3	10 IN-LB	1 PH		
DS1 VLS3P63-125 R1	45 IN-LB	FREQUENCY:		
DS1 LK4JU3CN 100A	36 IN-LB	60 Hz		
DS1 LK4MU3N 200A	200 IN-LB	ENCLOSURE TYPE:		
M1/ M2 T1, T2 & T3	15 IN-LB	NEMA 3R		
		SHORT CIRCUIT CURRENT:		
		5KA RMS SYMMETRICAL		
		600V MAXIMUM		

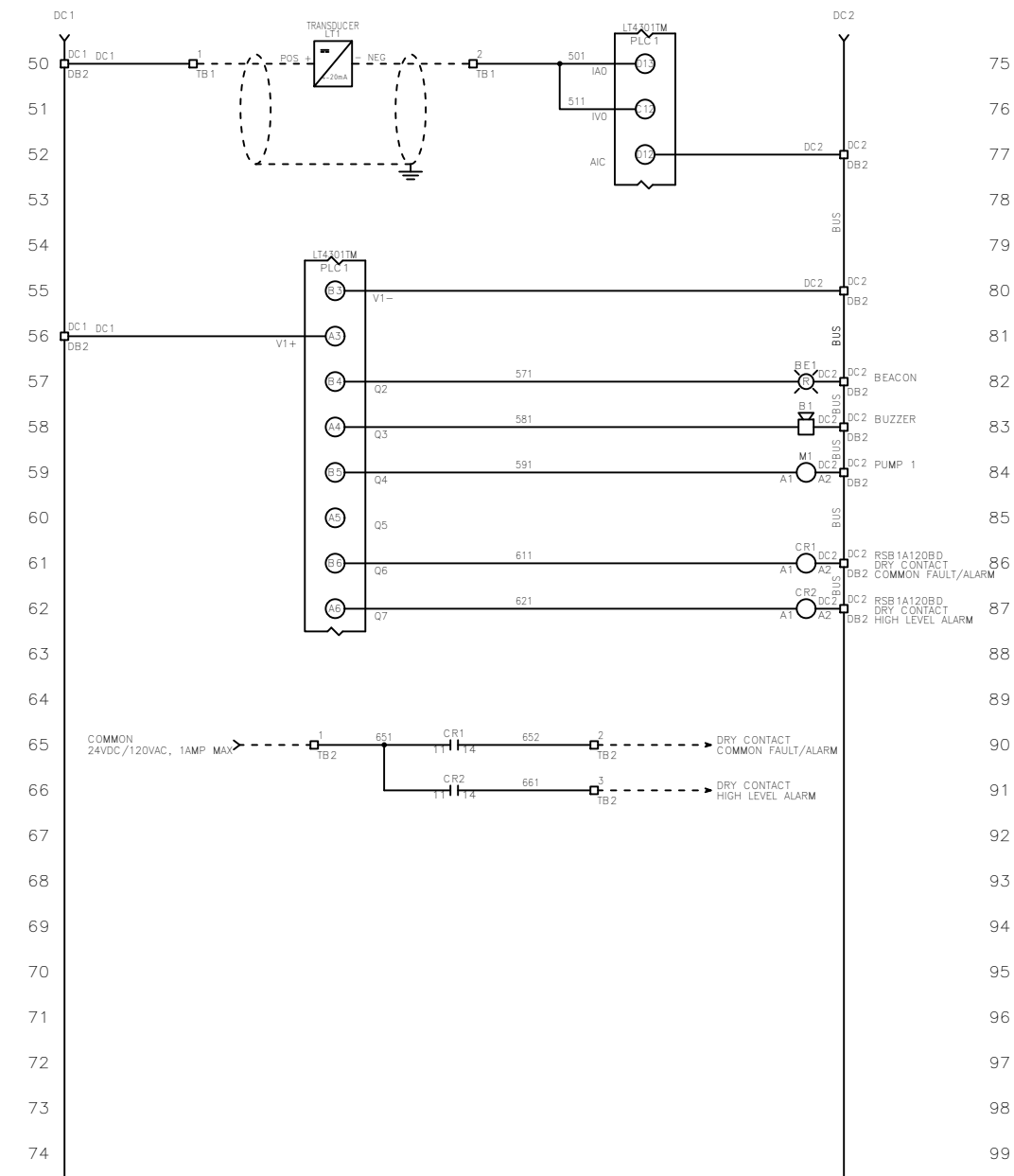


TITLE: HTRS-12-X CONTROL SCHEMATIC				
SIZE	DWG NO.	PART NO.	REV	
B	1565	HTRS-12-X	1 OF 2	
SCALE	NONE	SHEET	1 OF 2	

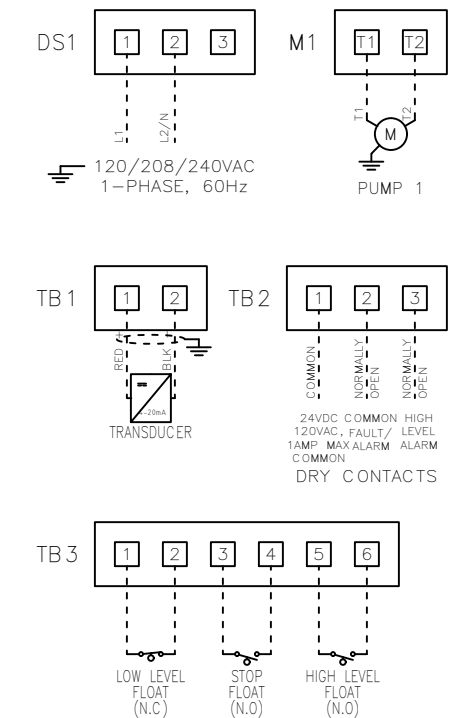
FNAME: HTRS-12-X

REVDATE: 0420

REVISIONS				
ZONE	REV	DESCRIPTION	DATE	APPROVED



FIELD WIRING CONNECTIONS



FIELD WIRING TORQUE SPECS.	
TERMINAL BLOCK UT 2,5	5 IN-LB
TERMINAL BLOCK UT 4	7 IN-LB
TERMINAL BLOCK UT 6	15 IN-LB
TERMINAL BLOCK UT 10	15 IN-LB
TERMINAL BLOCK UT 16	25 IN-LB
TERMINAL BLOCK UT 35	30 IN-LB
TS1, TS2, J2 & J3 PCB	5 IN-LB
TRANSFORMER H1F, H2F & H3F	15 IN-LB
TRANSFORMER H1, H2 & H3	10 IN-LB
DS1 VLS3P63-125 R1	45 IN-LB
DS1 LK4JU3CN 100A	36 IN-LB
DS1 LK4MU3N 200A	200 IN-LB
M1/ M2 T1, T2 & T3	15 IN-LB

UL #:	E320866
TOTAL FLA:	14 A
LARGEST MOT. FLA	12.0 A
VOLTAGE:	120/208/240 VAC
PHASE:	1 PH
FREQUENCY:	60 Hz
ENCLOSURE TYPE:	NEMA 3R
SHORT CIRCUIT CURRENT:	5KA RMS SYMMETRICAL 600V MAXIMUM

DRAWN BY:	AO	DATE:	4/13/20
APPROVED BY:	KM	DATE:	4/13/20
THIS DRAWING CONTAINS PROPRIETARY INFORMATION AND SHALL NOT BE USED OR DISCLOSED WITHOUT PRIOR WRITTEN AUTHORIZATION.			



TITLE:				HTRS-12-X CONTROL SCHEMATIC			
SIZE	DWG NO.	PART NO.	REV		HTRS-12-X		
B	1565						
SCALE	NONE		SHEET		2 OF 2		